



CHARLOTTESVILLE CITY SCHOOLS

Special Education Annual Plan


March 31st, 2026

DECEMBER 1 CHILD COUNT



The December 1 Child Count is used by VDOE to inform the Flow Through funds that are allocated to Charlottesville City Schools.

	December 1, 2022	December 1, 2023	December 1, 2024	December 1, 2025
Greater than 50% Special Ed Service	137	143	129	121
Less than 50% Special Ed Service	463	425	436	435
Total	600	568	567	556



BACKGROUND



Each local educational agency (LEA) is required by state and federal law to submit an annual plan to the Virginia Department of Education for providing special education services to identified children with disabilities residing within the jurisdiction and demonstrate their funding eligibility.



The footer features a dark blue background with a faint, stylized illustration of a school hallway with lights. On the left and right sides, there are decorative white diamond shapes. The word "CHARLOTTESVILLE" is written in large, bold, brown capital letters across the center.

CHARLOTTESVILLE

ANNUAL PLAN: 611



EXPENDITURE ACCOUNTS	OBJECT CODE	Budget	CEIS	Proportionate Set-aside	Total Budget
Personnel Services	1000	700,000.00	0	0	700,000.00
Employee Benefits	2000	287,000.00	0	0	287,000.00
Purchased Services	3000	10,000.00	195,329.25	25,307.68	230,636.93
Internal Services	4000	61,203.17	0	0	61,203.17
Other Services	5000	5,000.00	0	0	5,000.00
Materials / Supplies	6000	13,354.90	0	0	13,354.90
Capital Outlay	8000	5,000.00	0	0	5,000.00
TOTAL PROPOSED BUDGET		1,081,558.07	195,329.25	25,307.68	1,302,195.00



ANNUAL PLAN: 619



EXPENDITURE ACCOUNTS	OBJECT CODE	Budget	CEIS	Proportionate Set-aside	Total Budget
Personnel Services	1000	41,136.60			41,136.60
Employee Benefits	2000				
Purchased Services	3000		7,259.40		7,259.40
Internal Services	4000				
Other Services	5000				
Materials / Supplies	6000				
Capital Outlay	8000				
TOTAL PROPOSED BUDGET		41,136.60	7,259.40	0.00	48,396.00

